

CHOICE BOARD Book Report

10 POINTS EACH

Choose 10 activities to show your knowledge of the book you are reporting on

Design a comic strip of 5 KEY EVENTS in the book using StoryBoardThat.	Make a Froyer Model for (10) unfamiliar words from the book.	Write a poem about the main character - should be at least 15 lines.	Write an alternative ending to your book. It should be 1 page long.
Write a test with 20 questions. Must include an Answer Key and variety of Multiple Choice Questions.	Create a social media profile for the main character in the book. Use details from the book.	Create a movie poster to represent the book - critic reviews, short plot summary, title, author and the genre.	List (4) characters from your book and describe them - what do they look like and what are their character traits.
Conduct an interview with the main character. Ask 20 questions related to the storyline.	Create a book cover for the book you read. It will look different than the actual book cover. Include time, setting, characters, and a short summary on the book.	Write a recommendation of the book. What did you like about it, what you didn't like, what made you interested in it, and what did you learn from it?	5 Items/Symbols/Relics that relate to that character in an important way. Explain why you chose each item.
Author's Notes Create a Google slide to include 10 facts about the author of the book you're reading. Include a picture(2) of the author and his/her life.	Write a summary of the book - using 10 vocabulary words from ANY of the units we have studied in class (myPerspectives).	Create a Plot Diagram for the book your are reading. Use all 5 elements of the "Plot Mountain". Have 3 Rising & Falling Action Events.	Create a Venn Diagram between you and the main character - what do you have in common with the character, what is different between you and the main character. Use 5 bullet points in each category.

DEAR STUDENT:

Use these PBL Details for a Digital Book Report to reflect what you have learned over the course of this Independent Reading for READ180.

The guide/slides are to give you an idea of the expectations for each slide you will create. Feel free to create as many pages to add up to 10 slides = 100 points for the digital book report. There are 10 slides available for you. Add more if you would like.

You may use the CHOICE BOARD to choose which task you want to complete.

At the end of the project, show Mrs. Haven. Along the way, I will be checking in on your progress of this project. Feel free to ask questions at any time. Good luck and have fun with this project.

Sincerely, Mrs. Haven

COMIC STRIP - 5 Key Events

The Blind Side

By Michael Lewis



They are going to the restroom to change clothes. Nathan was finished first. He saw a huge storm. He was scared so he went back inside to wait for Ethan and Natalie. There was umbrella in the door so Natalie grabbed it.



1 HOUR LATER When they are playing, Natalie heard something in the sky. Nathan and Ethan looked up in the sky. Natalie saw a helicopter high above. They were shocked to see a helicopter.



They were playing so fun. Until then this happens. Its was raining hard! They ran as quickly as they could. Got out of the football place. Then Ethan found a place to stay safe. Nathan remember that he brought a umbrella



When they are done Natalie is caught in a huge storm. She was screaming saying "Help me!". Nathan rushed to call the police and Ethan is going to call Natalie's Mom. Her mom Rushed to go help Natalie. Nathan and Ethan was scared so they got home safely. 2 Police and a dog came to save her.



Finally, The Officers got her safe. Her mom say hop in the car. Natalie was ok safely by the huge storm. Natalie's mom Got back home with Natalie. Natalie saw a sun! Natalie said "Finally I made it safely". The end .

- Use Story Board That to create each scene
- 5 scenes/key events
- Main character(s)
- Caption at the bottom to summarize the key event

FRAYER MODELS of Unfamiliar *Vocabulary*

OBJECTIVE:

I can define, use and identify concept vocabulary with proficiency.

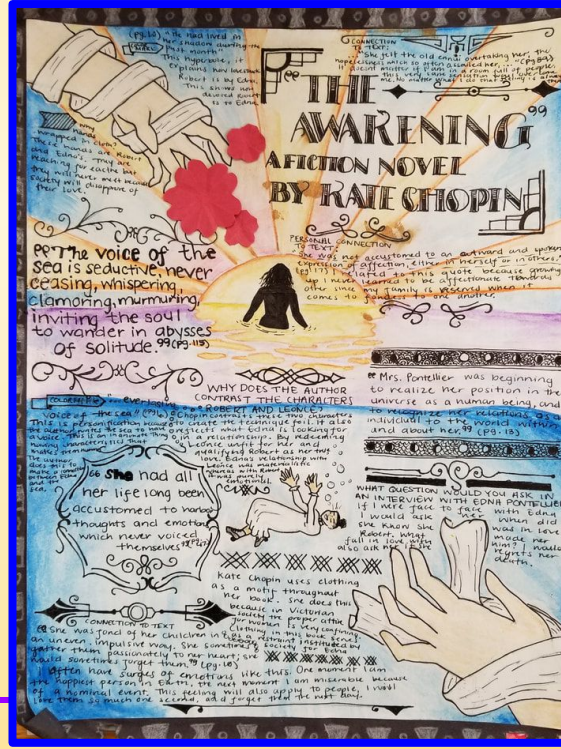

Vocabulary Words:

Choose 10 Unfamiliar Vocabulary Words from your book and create 10 Frayer Models to illustrate, define and show your understanding of the words.

Definition TEXT HERE	Synonym TEXT HERE
Image	Antonym TEXT HERE
Justify part of speech: TEXT HERE	
TEXT HERE	
Sentence	

BOOK COVER

Create a book jacket for the book you read. It will look different than the actual book jacket.



Include:

- Title
- Setting, time frame
- Author's Name
- A Powerful Quote
- Full Color

10 Points



Author's Notes

- Create a Google slide to include 10 facts about the author of the book you're reading.
- Include a picture(2) of the author and his/her life.
- *NOTE MY SAMPLE on this page*


EXAMPLE: Facts about Melanie Rawn:

1. 68 years old -
2. Most Notable Work: The Dragon Trilogy
3. Epic Fantasy Writer
4. Epic Quote: "I'm pretty good at throwing characters up against the wall to see if they bounce"
5. Melanie Rawn was a Teacher and an Editor before she became a writer.
6. She went into a depression before completing the "EXILE" series
7. Lives in California - has cacti as pets
8. Graduated from Scripps College with a BA in History
9. She lives in Flagstaff, Az TODAY
10. Awards: 3-time Locus Award Nominee - Dragon Prince



SOCIAL MEDIA PROFILE:

For your MAIN CHARACTER



Social Media Character Profile

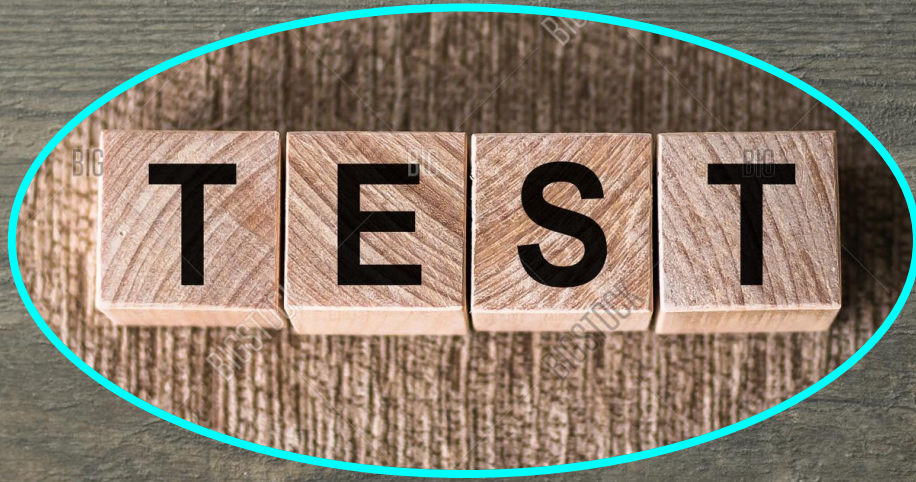


Choose a character out of the book that you are reading and create a social media profile based on this character.

Following this, create a post to show your understanding of this character and their personality traits.

- Name
- Where they're from
- What are their interests
- Friends/family listing
- Relationship status
- Pictures of their interests
- A post that reflects an event that happened in the book you're reading
- Make this colorful






- ❑ Write your own test for the book that you have just read.
- ❑ Include **20 questions** and 3-4 answers available for each inquiry.
Multiple-choice style



INTERVIEW your CHARACTER

- **20 Questions** that you would ask the main character about any event or interest in the book you have just read





Create a MOVIE POSTER

- Director
- Actors (2-4)
- A short summary of the movie
- Rating - Stars
- Recommendation for a peer
- FULL COLOR - setting, character(s), scene from the movie



The rings that were given to the elven people - it was supposed to unite them, but was actually controlling everyone.



The Ring that Rules them All - it holds the power to rule everyone

5 Artifacts SAMPLE OF THE MAIN CHARACTER OR IN THE BOOK



Light of Lothlorien - shine light in dark places



Every hero had a special artifact - the rings, the swords and the magical elements




The broken sword of Shards of Narsil - forged by men but created by the fires of Mordor

4 Artifacts from your book

- Draw (4) items from the book that related to the character in an important way
- Explain why they are significant in the book

ALTERNATE ENDING

- Same characters
- Describe a different ending than in the book
- Length: one (1) Full-Page or (6) Storyboard Slides
- Use detailed descriptions and dialogue



BOOK REPORT: FINAL COPY

Fix:

- Grammar
- Capitalization
- Order & Title for ALL Slides you have
- Show Mrs Haven
- Send to: dhaventms@gmail.com

I will download and upload to PADLET